

Trolley Busbar Sistemleri
Trolley Busbars Systems

İÇİNDEKİLER / INDEX


Profil ve Araba Kanalları 28 Serisi <i>Festoons handling system 28 Series</i>	1-3
Profil ve Araba Kanalları 41 Serisi <i>Festoons handling system 41 Series</i>	3
Profil ve Araba Kanalları 30 Serisi <i>Festoons handling system 30 Series</i>	4-5
Profil ve Araba Kanalları 41 Serisi <i>Festoons handling system 41 Series</i>	6-8
Halat Trolley <i>Rope Trolley</i>	8
Light Serisi <i>Light Series</i>	9
Heavy Serisi <i>Heavy Series</i>	9
TR 85 <i>P.V.C. Trolley Busbar / P.V.C. Rail Trolley</i>	10-13
Kablo <i>Cable</i>	14


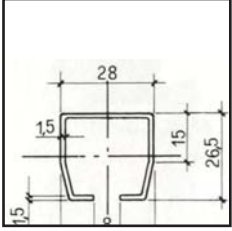

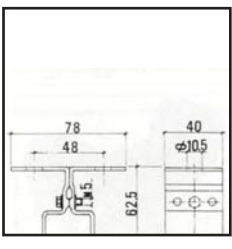

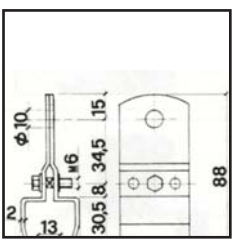

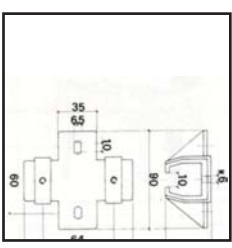

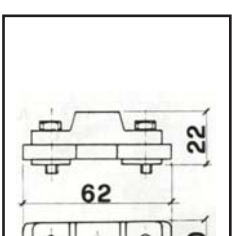
Profil ve Araba Kanalları

Festoons handling system

28 SERİSİ

SERIES 28




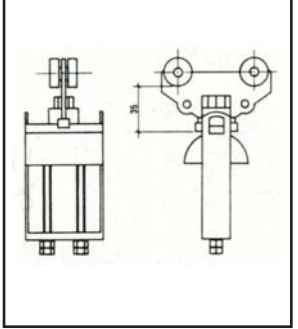

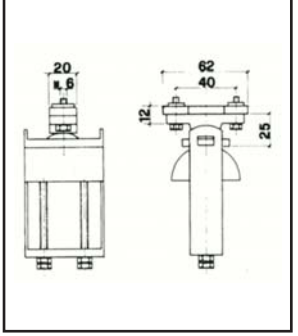

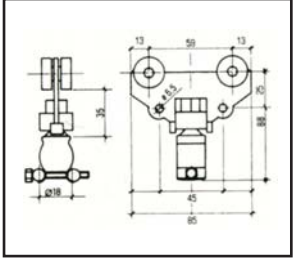

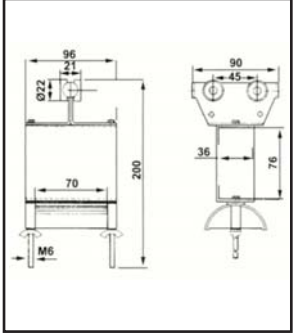

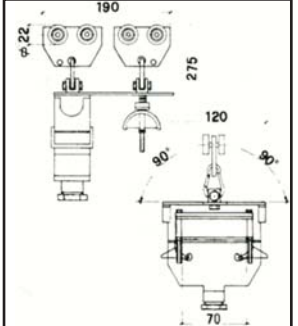
	TANIM / DESCRIPTION	P / N	PAKET/PACKAGE	
	<p>C-TRACK 3.mt, or 6 mt. Material: zinc plated steel Weight 0,98 kg/mt 1 mt admissible load : 100 kg</p> <p>C-PROFİL 3 mt, veya 6 mt. Malzeme: Çinko kaplı sac Ağırlığı 0,98 kg/mt 1 mt için izin verilen yük 100 kg</p>	<p>30603001 30603001/6</p>	<p>3 mt. 6 mt.</p>	
	<p>SUPPORT BRACKET for ceiling fixing Material: zinc plated steel Recommended every: 1 mt</p> <p>DESTEK BRAKETİ Tavan montajı için Malzeme: Çinko kaplı sac Her 1 mt için önerilir</p>	<p>30603002</p>	<p>1 PC.</p>	
	<p>SUPPORT BRACKET Material: zinc plated steel Recommended every: 1 mt</p> <p>DESTEK BRAKETİ Malzeme: Çinko kaplı sac Her 1 mt için önerilir</p>	<p>30603003</p>	<p>1 PC.</p>	
	<p>JOINT BRACKET To joint bars and ceiling fixing Material: nylon 6</p> <p>BİRLEŞTİRME ELEMANI Baralı ve tavan montajı kitini birleştirmek için. Malzeme: nylon 6</p>	<p>30603004</p>	<p>1 PC.</p>	
	<p>END STOP Material: nylon 6</p> <p>SONLANDIRMA Malzeme: nylon 6</p>	<p>30603005</p>	<p>1 PC.</p>	

Profil ve Araba Kanalları

Festoons handling system

28 SERİSİ

SERIES 28

	TANIM / DESCRIPTION	P / N	PAKET/PACKAGE		
	<p>Trolley For Flat Cable Material: Nylon 6, ball bearing Load kg 15 - Support 55 mm Speed 80 m/min</p> <p>Trolley For Round cable Material: Nylon 6, ball bearing Load kg 15 - Support 55 mm Speed 80 m/min</p>	<p>Trolley Düz Kablo Malzeme: Nylon 6 Yük: 15 kg - Destek: 55 mm Hız: 80 m/dak</p> <p>Trolley Yuvarlak Kablo Malzeme: Nylon 6 Yük: 15 kg - Destek: 55 mm Hız: 80 m/dak</p>	<p>30603008</p> <p>30603012</p>	<p>10 PCS</p> <p>10 PCS</p>	
	<p>End Clamp Material: Nylon 6 Load Kg 15 Support 55 mm Support 68 mm With clamp cable</p>	<p>Sonlandırma Kelepçesi Malzeme: Nylon 6 Yük: 15 kg Destek: 55 mm Destek: 68 mm Kablo kelepçesi dahil</p>	<p>30603016</p> <p>30603065</p> <p>30603018</p>	<p>1 PCS</p> <p>1 PCS</p> <p>1 PCS</p>	
	<p>Trolley With Clamp Cable With clamp cable Ø max: 18 mm Material: Nylon 6, ball bearing. Load Kg 15 Speed 80 m/min</p>	<p>Kablo Kelepçeli Trolley Kablo kelepçesi dahil Ø max: 18 mm Malzeme: Nylon 6, rulmanlı. Yük: 15 kg Hız: 80 m/dak.</p>	<p>30603024</p>	<p>10 PC.</p>	
	<p>Towing Trolley Zinc plated steel Ball bearing. Support 68 mm.</p>	<p>Sürgülü Trolley Çinko kaplı Metal rulmanlı. Destek: 68 mm.</p>	<p>30603064</p>	<p>1 PC.</p>	
	<p>Ideal Control Unit Trolley 16 poles, zinc plated steel ball bearing. Support 68 mm.</p> <p>24 poles, zinc plated steel ball bearing. Support 68 mm.</p>	<p>İdeal Kontrol Birimi Trolley 16 kutuplu, çinko kaplı rulman. Destek 68 mm.</p> <p>24 kutuplu, çinko kaplı rulman. Destek 68 mm.</p>	<p>30603066</p> <p>30603067</p>	<p>1 PC.</p> <p>1 PC.</p>	

Profil ve Araba Kanalları

Festoons handling system

28 SERİSİ

SERIES 28



Light Trolley
Support and wheels in nylon

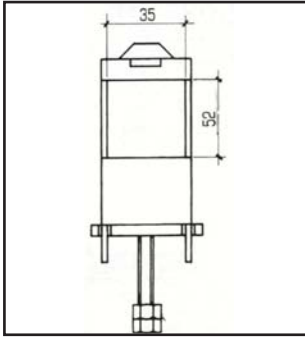
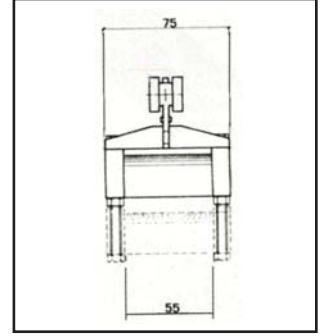
P/N 30603035
Package 10 PCS.
Load kg 10

Hafif Trolley
Destek ve tekerlekler Nylon

Ambalaj 10
Yük 10 kg

SUPPORT 55 mm
Destek 55 mm

Speed 40 m/min
Hız 40 m/dak

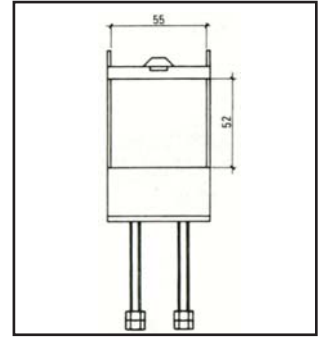


Support 40 mm
P/N 30603030
Package 10 PCS

Destek 40 mm
P/N 30603030
Paket 10 PCS

Support 55 mm
P/N 30603031
Package 10 PCS

Destek 55 mm
P/N 30603031
Paket 10 PCS



28 SERİSİ - 41 SERİSİ

SERIES 28 - SERIES 41

Kablo trolley / Cable trolley

Çinko kaplı sac / Zinc plated steel



Ball Bearing
Load: 15
Speed 80 mt/min
Support 68 mm

Rulman
Ağırlık: 15 kg
Hız: 80 mt/dak
Destek: 68 mm

30603061

10 PCS

TANIM / DESCRIPTION

P / N

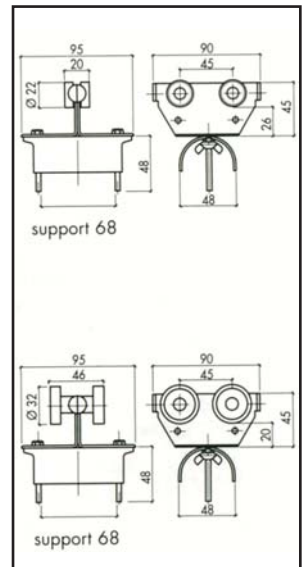
PAKET/PACKAGE

Ball Bearing
Load: 25
Speed 120 mt/min
Support 68 mm

Rulman
Ağırlık: 25 kg
Hız: 120 mt/dak
Destek: 68 mm

30603086

10 PCS



Profil ve Araba Kanalları

Festoons handling system

30 SERİSİ

SERIES 30


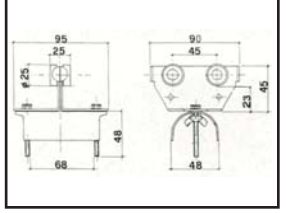

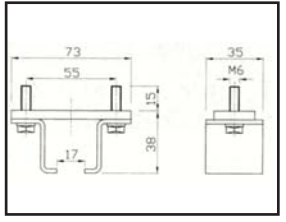

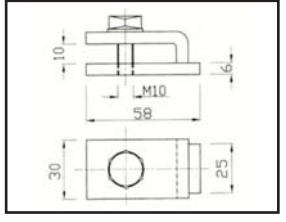

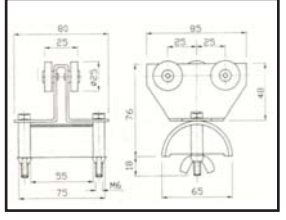

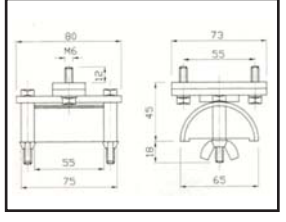

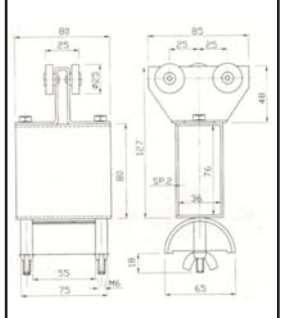
	TANIM / DESCRIPTION	P / N	PAKET/PACKAGE	
	<p>C-Track C-track 4 mt 1 mt load admissible: 140 kg Material: zinc plated steel</p> <p>C-Profil C-profil 4 mt 1 mt taşıyabileceği yük 140 kg Malzeme: Çinko kaplı sac</p>	30607001	4 mt.	
	<p>Track Coupler Material: zinc plated steel To joint bars and ceiling fixing</p> <p>Hat Koplörü Malzeme: Çinko kaplı sac</p>	30607002	1 PC.	
	<p>Support Bracket For ceiling fixing Material: zinc plated steel Recommended every: 1 mt</p> <p>Destek Braketi Tavan montajı için Malzeme: Çinko kaplı sac Her 1 mt için önerilir</p>	30607003	1 PC.	
	<p>End Stop Material: Nylon 6</p> <p>Sonlandırma Malzeme: Nylon 6</p>	30607005	1 PC.	
	<p>End Clamp Support 68 mm</p> <p>Sonlandırma Keleçesi Destek: 68 mm</p>	30607006	1 PC.	
	<p>Towing Trolley Zinc plated steel with ball bearings Support 68 mm</p> <p>Sürgülü Trolley Çinko kaplı metal rulmanlı Destek 68 mm</p>	30607007	1 PC.	
	<p>İdeal Control Unit Trolley 16 poles, zinc plated steel ball bearing. Support 68 mm. 24 poles, zinc plated steel ball bearing. Support 68 mm.</p> <p>İdeal Kontrol Birimi Trolley 16 kutuplu, çinko kaplı metal rulmanlı Destek: 68 mm 24 kutuplu, çinko kaplı metal rulmanlı Destek: 68 mm</p>	30607008 30607019	1 PC. 1 PC.	

Profil ve Araba Kanalları

Festoons handling system

30 SERİSİ

SERIES 30


	TANIM / DESCRIPTION	P / N	PAKET/PACKAGE	
	<p>Carrier Support and wheels in zinc plated, steel support 68. Support and wheels in nylon support 55 mm. Carrier nylon wheels.</p> <p>Taşıyıcı Destek ve tekerlekler çinko kaplı, sac destek 68 mm. Destek ve tekerlekler Nylon 6 Destek 55 mm Taşıyıcı Nylon tekerlekler</p>	<p>30607010 30607011 30607009</p>	<p>10 PCS. 10 PCS. 10 PCS.</p>	
	<p>Support Bracket Arm Version</p> <p>Destek Braketi Dirsek Versiyonu</p>	<p>30607004</p>	<p>1 PC.</p>	
	<p>Clamp For "T" Bar</p> <p>"T" Barası İçin Keleçe</p>	<p>30607012</p>	<p>1 PC.</p>	
	<p>Carrier 3 Wheels Support 55 mm</p> <p>3 Tekerlekli Taşıyıcı Destek 55 mm</p>	<p>30607020</p>	<p>10 PC.</p>	
	<p>End Clamp Support 55 mm</p> <p>Sonlandırma Keleçesi Destek 55 mm</p>	<p>30607021</p>	<p>1 PC.</p>	
	<p>Towing Trolley 3 Wheels Support 55 mm</p> <p>3 Tekerlekli Sürgülü Trolley Destek 55 mm</p>	<p>30607022</p>	<p>1 PC.</p>	


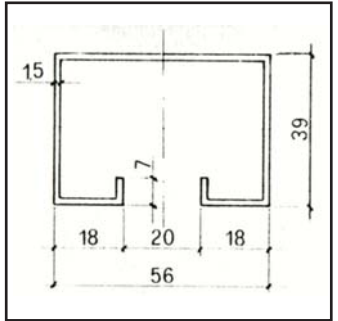

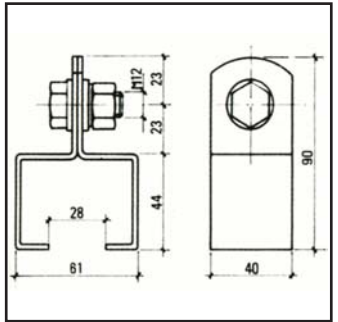

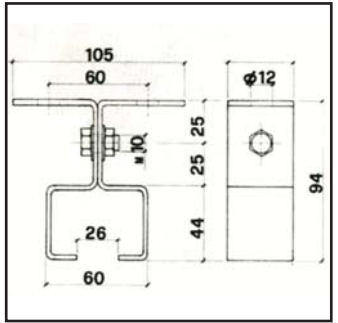

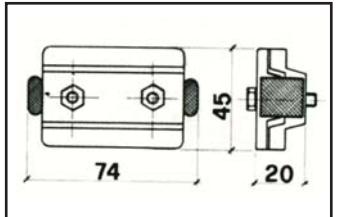
Profil ve Araba Kanalları

Festoons handling system

41 SERİSİ

SERIES 41




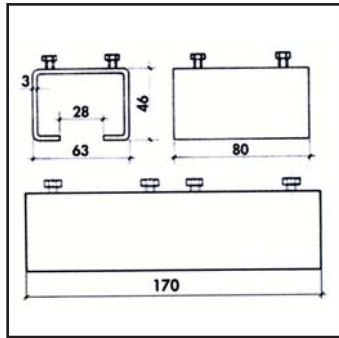

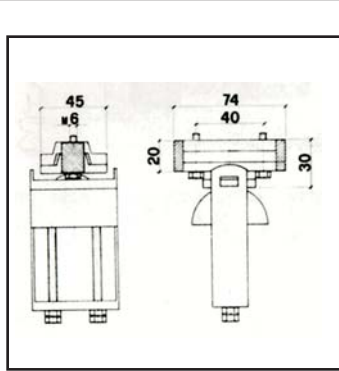

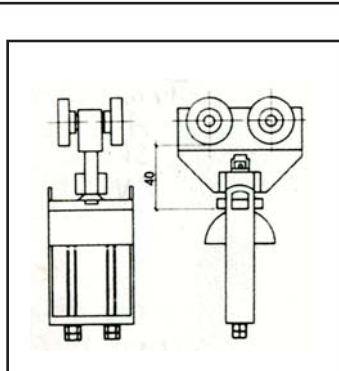

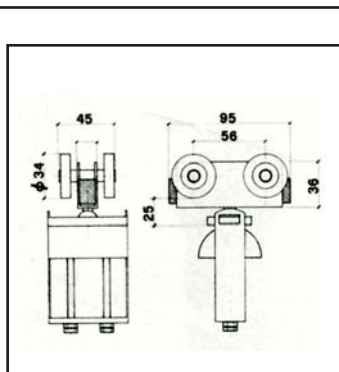




	TANIM / DESCRIPTION	P / N	PAKET/PACKAGE	
	<p>C-Track 3. mt or 4 mt Material: zinc plated steel Weight 2 kg/mt 1 mt load admissible: 180 kg Curves 90° radius 1,5 Curves 90° radius 1,2</p> <p>C Profil 3 mt veya 4 mt Malzeme: Çinko kaplama sac Ağırlık 2 kg/mt 1 mt'ye düşen yük 180 kg Yay 90° 1,5 radius Yay 90° 1,2 radius</p>	<p>30602001 30602001/4</p> <p>30602054 30602055</p>	<p>3 mt 4 mt</p> <p>1 PC 1 PC</p>	
	<p>Support Bracket Material: zinc plated steel Recommended every: 1 mt</p> <p>Destek Braketi Malzeme: Çinko kaplama sac Her 1 mt için tavsiye edilir.</p>	30602003	1 PC	
	<p>Support Bracket For ceiling fixing. Material: zinc plated steel Recommended every: 1 mt</p> <p>Destek Braketi Tavan montajı için Malzeme: Çinko kaplama sac Her 1 mt için tavsiye edilir</p>	30602004	1 PC	
	<p>End Stop Material: Nylon 6</p> <p>Sonlandırma Elemanı Malzeme: Nylon 6</p>	30602038	1 PC	

Profil ve Araba Kanalları

Festoons handling system

41 SERİSİ

SERIES 41


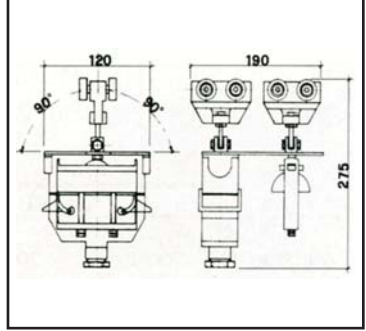

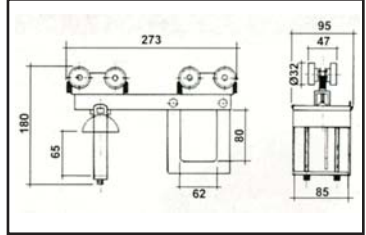
	TANIM / DESCRIPTION	P / N	PAKET/PACKAGE	
	<p>C-Joint Track to joint bars</p> <p>Double Joint Track recommended over 50 mt</p> <p>C Birleştirme Elemanı baraları birleştirmek için</p> <p>Duble Birleştirme Elemanı Her 50 mt den sonra bir önerilir.</p>	<p>30602002</p> <p>30602034</p>	<p>1 PC</p> <p>1 PC</p>	
	<p>End Clamp Material: nylon 6 Load kg. 15 support 40 mm support 55 mm support 68 mm</p> <p>Sonlandırma Keleçesi Malzeme Nylon 6 Yük 15 kg Destek 40 mm Destek 55 mm Destek 68 mm</p>	<p>30602006</p> <p>30602007</p> <p>30602092</p>	<p>1 PC</p> <p>1 PC</p> <p>1 PC</p>	
	<p>Trolley Flat Cable Nylon wheel - Load kg 15 Speed 60 mt/min support 40 mm support 55 mm</p> <p>Trolley Düz Kablo Nylon tekerlekli - Yük 15 kg Hız 60 mt/dak. Destek 40 mm Destek 55 mm</p>	<p>30602012</p> <p>30602014</p>	<p>10 PCS</p> <p>10 PCS</p>	
	<p>Trolley Round Cable Nylon wheel - Load kg 15 Speed 60 mt/min support 40 mm support 55 mm</p> <p>Trolley Yuvarlak Kablo Nylon tekerlekli - Yük 15 kg Hız 60 mt/dak. Destek 40 mm Destek 55 mm</p>	<p>30602013</p> <p>30602015</p>	<p>10 PCS</p> <p>10 PCS</p>	
	<p>Trolley Flat Cable Zinc plated steel ball bearing. Load kg 25 Speed 120 mt/min support 40 mm support 55 mm support 68 mm</p> <p>Trolley Düz Kablo Çinko kaplı rulmanlı Yük 25 kg Hız 120 mt/dak. Destek 40 mm Destek 55 mm Destek 68 mm</p>	<p>30602076</p> <p>30602077</p> <p>30602086</p>	<p>10 PCS</p> <p>10 PCS</p> <p>10 PCS</p>	
	<p>Trolley Round Cable Zinc plated steel ball bearing. Load kg 25 Speed 120 mt/min support 40 mm support 55 mm</p> <p>Trolley Yuvarlak Kablo Çinko kaplı rulmanlı Yük 25 kg Hız 120 mt/dak. Destek 40 mm Destek 55 mm</p>	<p>30602082</p> <p>30602083</p>	<p>10 PCS</p> <p>10 PCS</p>	

Profil ve Araba Kanalları


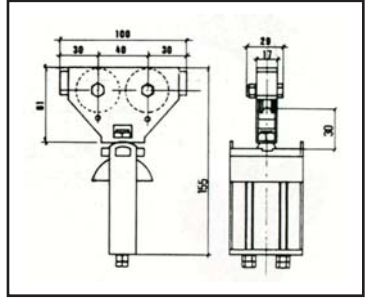

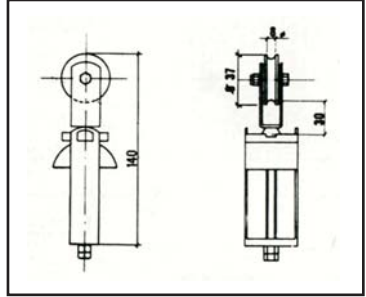

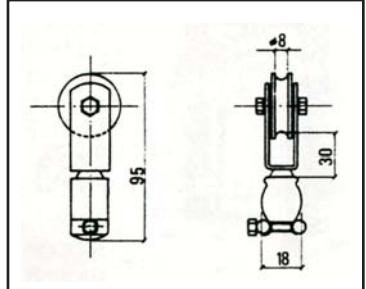
Festoons handling system

41 SERİSİ

SERIES 41

	TANIM / DESCRIPTION	P / N	PAKET/PACKAGE	
	<p>İdeal Control Unit 16 poles, zinc plated steel ball bearings. 16 poles support 68 mm 24 poles support 68 mm</p> <p>İdeal Kontrol Birimi 16 kutuplu, çinko kaplı rulmanlı 16 kutup destek 68 mm 24 kutup destek 68 mm</p>	<p>30602036 30602040</p>	<p>1 PC. 1 PC.</p>	
	<p>Towing Trolley double support 68 mm simple support 68 mm</p> <p>Sürgülü Trolley Çift destek 68 mm Basit destek 68 mm</p>	<p>30602020 30602091</p>	<p>1 PC. 1 PC.</p>	

HALAT TROLLEY / ROPE TROLLEY

	TANIM / DESCRIPTION	P / N	PAKET/PACKAGE	
	<p>Trolley W/Two Nylon Wheel roller support 55 mm Load Kg. 8 Speed 40 mt/min Max rope Ø8 mm</p> <p>İki Nylon Tekerlekli Trolley Silindir destek 55 mm Yük 8 kg Hız 40 mt/dak. Max ip Ø8 mm</p>	30604003	10 PCS.	
	<p>Trolley W/ One Nylon Wheel rolley support 40 mm Load Kg. 8 Speed 40 mt/min Max rope Ø8 mm</p> <p>Tek Nylon Tekerlekli Trolley Silindir destek 40 mm Yük 8 kg Hız 40 mt/dak Max ip Ø8 mm</p>	30604005	10 PCS.	
	<p>Trolley W/ One Nylon Wheel for cable Ø18 mm Load Kg 8 Speed 40 mt/min Max rope Ø8 mm</p> <p>Tek Nylon Tekerlekli Trolley Ø18 mm kablo için Yük 8 kg Hız 40 mt/dak Max ip Ø8 mm</p>	30604007	10 PCS.	

LIGHT SERİSİ / LIGHT SERIES

Vinç İçin Trolley / Trolley for overhead cranes

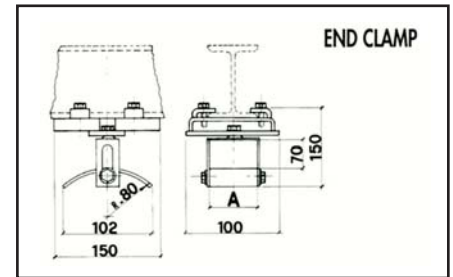
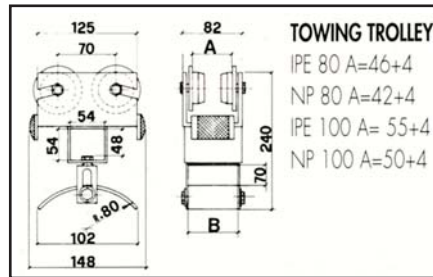
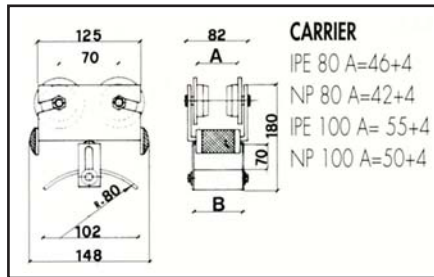
The lines IPE-NP track rail are especially suitable for installation in types of industry where heavy duty power requirements are needed (all mobile installation in steel works, cranes, rolling mills, foundries, container, storage, etc.)

- Track rail IPE-NP-80/100
- Maximum admissible speed of carriers 120 mt/mi
- Maximum admissible capacity of carries 50 kg
- Maximum capacity for round of flat cables 40 mm

IPE-NP hattı özellikle ağır endüstriyel tesislerde (demir, çelik) vinçler için uygundur.

- Hat rayı IPE-NP 80/100
- Max izin verilen hız 120 mt/dak
- Max taşıma kapasitesi 50 kg
- Düz veya yuvarlak kablo kapasitesi 40 mm

TAŞIYICI / CARRIER								
	IPE 80		IPE 80		IPE 100		IPE 100	
Support / Destek	55	85	55	85	55	85	55	85
Roller Nylon / Silindir Nylon	30606003	30606005	30606004	30606006	30606011	30606013	30606012	30606014
Ball Bearing / Rulman	30606103	30606105	30606104	30603106	30606111	30606113	30606112	30606114
SÜRGÜLÜ TROLLEY / TOWING CLAMP								
Roller Nylon / Silindir Nylon	30606033	30606035	30606034	30606036	30606041	30606043	30606042	30606044
Ball Bearing / Rulman	30606133	30606135	30606134	30606136	30606141	30606143	30606142	30606144
SONLANDIRMA KELEPÇESİ / END CLAMP								
	IPE-NP 80				IPE-NP 100			
	55		85		55		85	
	30606062		30606063		30606066		30606067	



Heavy Serisi / Heavy series

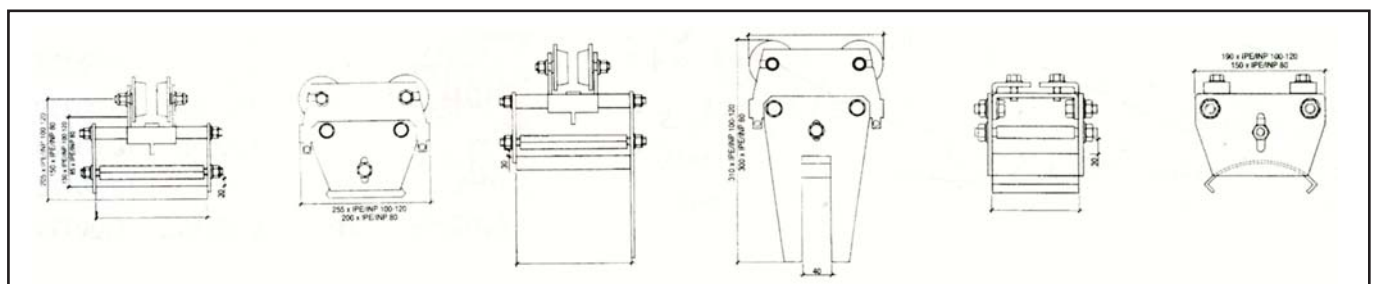
As above but with maximum admissible load of carriers 200 kg.

- Track rail IPE-NP 80 / 120
- Maximum admissible speed of carriers 120 mt / min
- Maximum capacity for round or flat cable 50 mm

Yukarıda belirtilen yerlerde maksimum taşıma kapasitesi 200 kg


- Hat rayı IDE - NP 80 / 120
- Maksimum izin verilen hız 120 mt / dak.

TAŞIYICI / CARRIER												
	IPE 80		NP80		IPE100		IPE 120		IPE 120		IPE 120	
Support / Destek	100	160	160	180	160	180	160	180	160	180	160	180
Ball Bearing / Rulman	30605001	30605002	30605003	30605004	30605005	30605006	30605007	30605008	30605009	30605010	30605011	30605012
SÜRGÜLÜ TROLLEY / TOWING CLAMP												
Ball Bearing / Rulman	30605013	30605014	30605015	30605016	30605017	30605018	30605019	30605020	30605021	30605022	30605023	30605024
SONLANDIRMA KELEPÇESİ / END CLAMP												
	80		80		100		100		120		120	
Support / Destek	100		160		160		180		160		180	
Ball Bearing / Rulman	30605025		30605026		30605027		30605028		30605029		30605030	



TR 85

P.V.C. Trolley Busbar / P.V.C. Rail Trolley



TANIM / DESCRIPTION

Rail trolley TR.85 is a safety conductor system for mobile power feeding of: automated storage-electric power tools-electric hoists-overhead cranes and many other applications. TR.85 in accordance with EEC directive and all safety requirements is easy to install and require no maintenance.

TR.85 rail trolley can be supplied as follows:

A) P.V.C. rail with copper conductors already inserted to extension at installed line; the copper conductors connection between two bars are fixed with copper tape clamps.
B) P.V.C. rail with copper conductors furnished separately in coils, to insert the conductors the multitrack should be installed for all length.

For longer system, the copper conductor have to be inserted with tape roll holder and carrier for tape.

Quick and easy installation to avoid voltage drop.

P.V.C. Trolley Busbar TR85 mobil güç beslemeli, güvenli iletken sistemidir. Otomasyonlu depolamada elektrik güç ekipmanlarında, elektrikli askı sistemlerinde ve vinç sistemlerinde kullanılır. TR85, EEC direktifleri doğrultusunda ve bütün güvenlik gereksinimleri doğrultusunda üretilir. Montajı kolaydır ve bakım gerektirmez. TR85 PVC Trolley Busbar iki şekilde temin edilebilir.

A) PVC Trolley Busbarı, PVC kanalın içine bakır iletken önceden yerleştirilmiş olarak sağlanır.

B) Trolley Busbarını oluşturan bütün parçalar ayrı ayrı temin edilerek montaj sırasında birleştirilir. Çok daha uzun sistemlerde ek elemanları kullanılarak sistem gerçekleştirilir. Gerilim düşümünden kaçınmak için kolay ve hızlı montaj sağlar.

TR 85 PVC Kanal Teknik Bilgileri / Housing Technical Data of TR 85

TANIM	DESCRIPTION	TEST		ÖLÇÜ BİRİMİ / UNIT OF MEASURE	
Transparanlık	Transparency	ISO R	1183	ok/no	NO
Ağırlık	Specific weight	ISO R	868	Kg/dm ³	1,44
Shore Sertliği	Shore hardness	ISO R	306		D83
Vicat derecesi 5 kg	Vicat degree 5 kg	ISO R	180	°C	82
IZOD +23°C	IZOD +23°C	ISO R	180	Kg/cm ²	10
IZOD 0°C	IZOD 0°C	ISO R	180	Kg/cm ²	5,5
IZOD -10°C	IZOD -10°C	ISO R	180	Kg/cm ²	3
Kırılma yükü	Breaking load	ISO R	527	Kg/cm ²	430
Yield Noktası	Yield point	ISO R	527	Kg/cm ²	460
Bükülme	Bending	ISO R	178	Kg/cm ²	300
Yanmazlık	Inflammability	UL	94		V0
Yanmazlık	Inflammability	DIN	4102		B2
Yanmazlık	Inflammability	D.M.	6/7/'83		CI

TEKNİK BİLGİ / TECHNICAL DATA

Anma Gerilimi / Rating voltage

600 V

Rating temperature / Anma Sıcaklığı

-30°C + 55°C (-22°F + 130°F)

Yük Load AMP	İletken Kesitleri Conductor section mm ²	Rezistans Resistance Ω/m	Empedans Impedance V/m./amp.
40	9,3	2.10 ⁻³	0,00346
60	12,4	1,75.10 ⁻³	0,00303
70	15,5	1,30.10 ⁻³	0,00250
80	17	1,18.10 ⁻³	0,00204
100	21,7	1.10 ⁻³	0,00173
140	31	0,75.10 ⁻³	0,00123

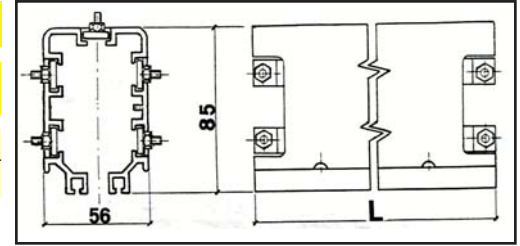
TR 85

P.V.C. Trolley Busbar / P.V.C. Rail Trolley

HAT A / LINE A

HAT A - BAKIR İLETKENLİ PVC / LINE A - HOUSING WITH COPPERS CONDUCTORS

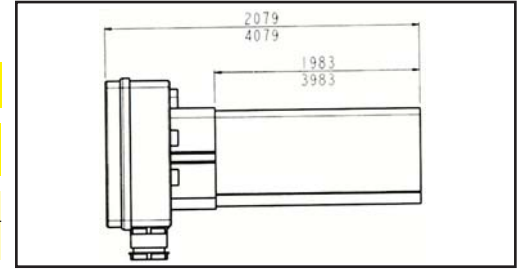
Uzunluk L. in mt	Kutup POLES n°	P/N				
		40A	60A	80A	100A	140A
4	4	TR85404C	TR85604C	TR85804C	TR851004C	TR851404C
	5	TR85405C	TR85605C	TR85805C	TR851005C	TR851405C



The extremities of the copper conductors are ready for the application of joint clamps TR 8515
TR 8515 Kelepçelerini sıkmak için montaja hazır sistem.

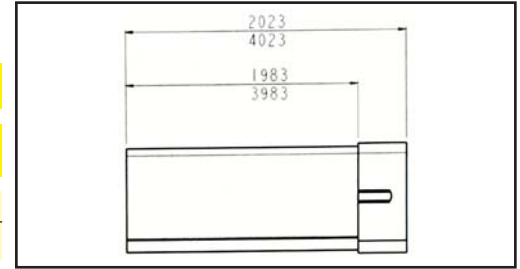
BESLEME BİRİMİ / END FEED LINE A

Uzunluk L. in mt	Kutup POLES n°	P/N				
		40A	60A	80A	100A	140A
2	4	TR85404A2	TR85604A2	TR85804A2	TR851004A2	TR851404A2
	5	TR85405A2	TR85605A2	TR85805A2	TR851005A2	TR851405A2



SONLANDIRMA KAPAĞI / END CAP LINE A

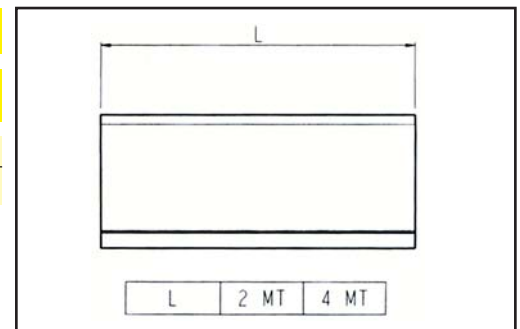
Uzunluk L. in mt	Kutup POLES n°	P/N				
		40A	60A	80A	100A	140A
2	4	TR85404F2	TR85604F2	TR85804F2	TR851004F2	TR851404F2
	5	TR85405F2	TR85605F2	TR85805F2	TR851005F2	TR851405F2



HAT B / LINE B

HAT B - PVC KANAL STANDART 4 MT / LINE B - HOUSING STANDARD SECTION 4 MT.

Uzunluk L. in mt	Kutup POLES n°	P/N		
		70A	100A	140A
4	4	TR85704	TR851004	TR851404
	5	TR85705	TR851005	TR851405

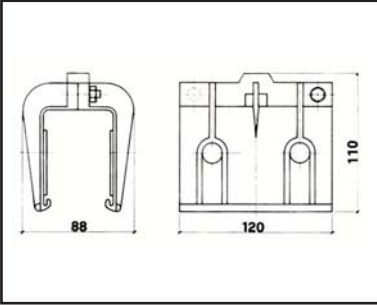
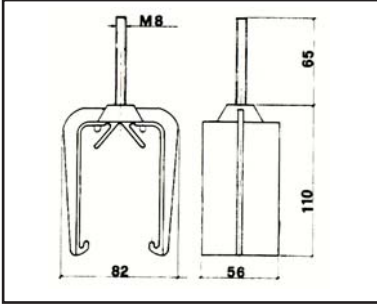
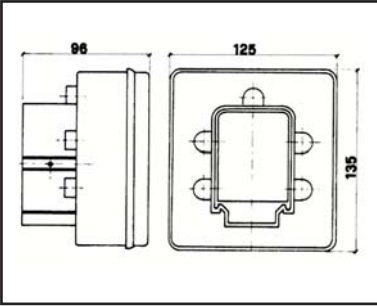
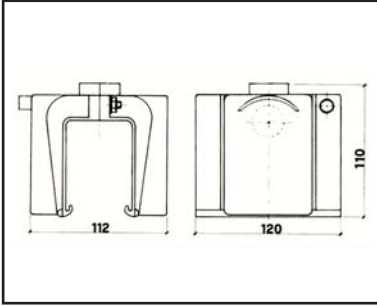
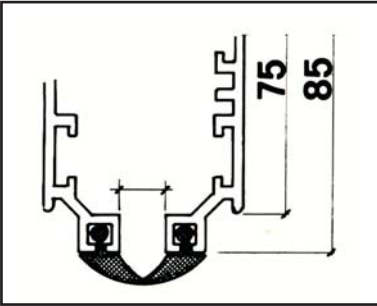
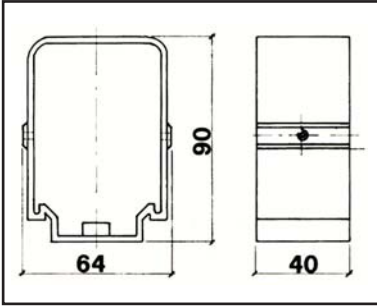
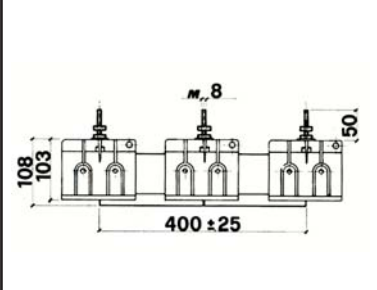
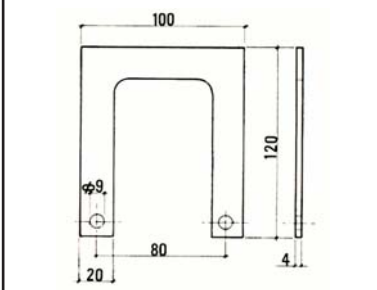


Copper is supplied separately, the copper conductors have to insert with tape roll holder and trolley for tape

Bakır ayrıca temin edilir, iletken montaj kiti kullanılarak bakırlar PVC kanal içine yerleştirilir.

TR 85

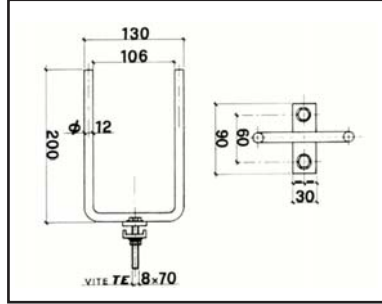
P.V.C. Trolley Busbar / P.V.C. Rail Trolley

<p>LINE B</p>	<p>Birleştirme Elemanı Joint Box</p>	<p>P/N TR 8501</p>		<p>To joint two sections and guarantee the expansion. Weight gr. 200</p> <p>İki kısmı birleştirmek için kullanılır. Ağırlık 200 gr.</p>	<p>LINE AB</p>	<p>Kayar Askı Sliding hanger</p>	<p>P/N TR 8502</p>		<p>It is insulated and allows to the housing the free sliding had to expansion have to be installed with a max spacing of 2 m max Weight gr 140</p> <p>PVC kanalın rahat sürülmesi için dizayn edilmiştir ve izole edilmiştir. Max. 2 m ara ile asılması gerekir. Ağırlık 140 gr.</p>
<p>LINE B</p>	<p>Sondan Besleme End Feed</p>	<p>P/N TR 8503</p>		<p>AMP</p> <hr/> <p>70</p> <hr/> <p>100</p> <hr/> <p>140</p> <p>Weight gr. 366 Ağırlık 366 gr</p>	<p>LINE A</p>	<p>Baştan Besleme Kutusu Line Feed</p>	<p>P/N TR 8504</p>		<p>Weight gr. 244 Ağırlık 244 gr</p>
<p>LINE AB</p>	<p>Şerit Sealing Strip</p>	<p>P/N TR 8505</p>		<p>Couple of PVC strip to seal the loop hole. Weight gr 113</p> <p>PVC kanalı kapatmak için kullanılır. Ağırlık 113 gr.</p>	<p>LINE B</p>	<p>Sonlandırma Kapağı End Cap</p>	<p>P/N TR 8506</p>		<p>To close the housing. Nylon 6,6 reinforced. Weight gr. 56</p> <p>PVC kanalının sonunu kapatmak için kullanılır. Sertleştirilmiş Nylon 6,6 Ağırlık 56 gr.</p>
<p>LINE B</p>	<p>Genleşme Birimi Expansion</p>	<p>P/N TR 8507</p>		<p>The expansion joint is needed the eventual expansion of the housing. Weight gr. 2000</p> <p>Genleşme birimi PVC kanalın uzatılması gerektiğinde kullanılır. Ağırlık 2000 gr.</p>	<p>LINE AB</p>	<p>Tek Sürgü Braketi Single Towing Bracket</p>	<p>P/N TR 8508</p>		<p>Towing arm for trolley 35A and 70A. Weight gr. 200</p> <p>35A ve 70A sürgü braketi. Ağırlık 200 gr.</p>

TR 85

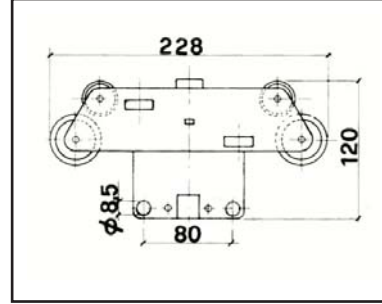
P.V.C. Trolley Busbar / P.V.C. Rail Trolley

LINE AB	Sürgü Dirseği Towing Arm	P/N TR 8510
---------	-----------------------------	-------------



Weight gr. 700
Ağırlık 700 gr

LINE AB	35A Trolley Arabası Trolley 35A	TROLLEY 35 A
---------	------------------------------------	--------------

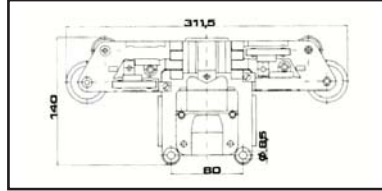


The insulated body is equipped with running and guide rolls mounted with ball-bearing; the sliding contacts are realized by metalized carbon shoes.

Yalıtılmış gövde sürülebilir rulmanlarla donatılmıştır. Kayar kontaklar metalize edilmiş karbon ayaklar ile sağlanır.

AMP	Kutup no°	P/N	Ağırlık
35	3	TR8521	1100
	4	TR8511	1150
	5	TR8512	1200

LINE AB	70 A Trolley Arabası Trolley 70 A
---------	--------------------------------------

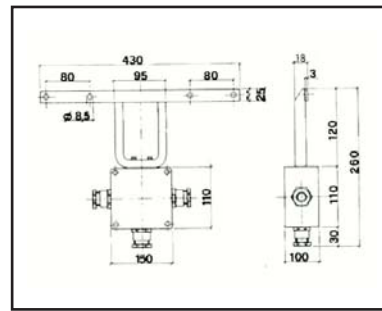


The insulated body is equipped with running and guide rolls mounted with ball-bearings; the sliding contacts are realized by metalized carbon shoes. For higher current capacity you must connect in parallel 2 or more trolleys.

AMP	Kutup no°	P/N	Ağırlık
70	3	TR8522	1800
	4	TR8518	2000
	5	TR8519	2150

Yalıtılmış gövde sürülebilir rulmanlarla donatılmıştır. Kayar kontaklar metalize edilmiş karbon ayaklar ile sağlanır. Daha çok akım elde etmek için arabalar paralel olarak bağlanabilir.

LINE AB	Tek Sürgü Braketi Single Towing Bracket
---------	--



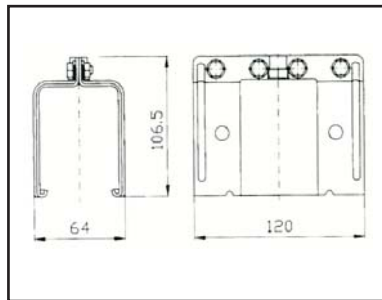
To joint two trolleys and get double amperage.

Weight gr. 1100

İki akım arabasını birleştirip daha fazla akım almak için kullanılır. Ağırlık 1100 gr.

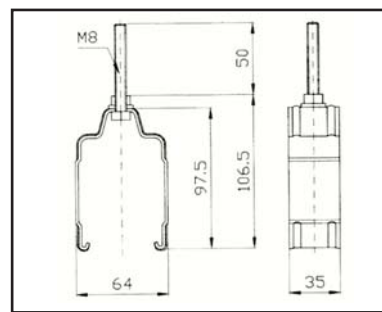
Araba AMP	P/N
70	TR8523

LINE B	Çinko Kaplı Sac Birleştirme Elemanı Joint Box Zinc Plated Steel	P/N TR 8524
--------	--	-------------



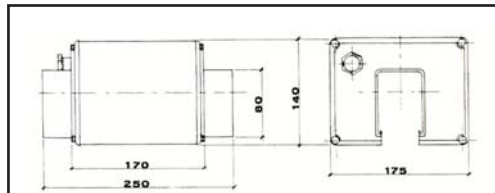
Weight gr 500
Ağırlık 500 gr

LINE AB	Çinko Kaplı Sac Kayar Askı Sliding Hanger Zinc Plated Steel	P/N TR 8525
---------	--	-------------



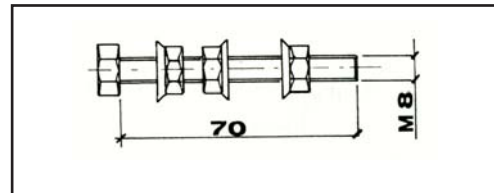
Weight gr 180
Ağırlık 180 gr

LINE B	Hat Beslemesi Line Feed	P/N TR 8526
--------	----------------------------	-------------



Weight gr 600
Ağırlık 600 gr

LINE AB	Çelik Dübel Fixed Point	P/N TR 8527
---------	----------------------------	-------------



Weight gr 45
Ağırlık 45 gr

Alet Seti / Tool Set		
	Ağırlık / Weight gr	P/N
Şerit silindir / Tape roll holder	5500	TR8513
Şerit taşıyıcı / Carrier for tape	400	TR8514
Bakır şerit kelepçesi / Copper tape clamp	40	TR8515

Akım Arabası Yedek Parçaları / Trolley Spare Parts		
	Ağırlık / Weight gr	P/N
35A için ayak / Shoe per 35A	25	TR8517
70A için ayak / Shoe per 70A	45	TR8520

KABLO / CABLE


YANMAZ P.V.C. DÜZ KABLO / NO FLAME P.V.C. FLAT CABLE

Specially manufactured for overhead cranes, machine tool, electric hoists.

Vinçler için özel üretilmiş kablo

- In accordance with CEI 20-22
- P07WH6-F
- VDE-0250/3-69
- Insulation degree 2/3
- Rating voltage 450/750 V
- Rating temp. -5°C + 70°C
- Blue sheath
- Cores with consecutive numbering + yellow/green conductor.

- CEI 20-22'ye uygun
- P07WH6-F
- VDE-0250/3-69
- Yalıtım derecesi 2/3
- Anma gerilimi 450/750 V
- Anma sıcaklığı -5°C + 70°C
- Mavi kaplama
- Kablo damarları ardışık numaralı + sarı/yeşil iletken



- Yüksek sıcaklık rezistansı 105°C'ye kadar temin edilebilir.

The cables be supplied:

- With special with high temperature resistance "105°C" with braid copper shield.

P/N	Size Ölçü In mm ²	Outer Dimensions Dış Ebatlar	Wire Size Tel Ölçüsü	Weight Ağırlık gr. mt	=mm ²
CP0415AF	4 X 1,5	15 X 5,2	30 X 025	150	6
CP0815AF	8 X 1,5	29 X 5,5	30 X 025	300	12
CP1015AF	10 X 1,5	33 X 5,5	30 X 025	350	15
CP1215AF	12 X 1,5	41 X 5	30 X 025	420	18
CP1415AF	14 X 1,5	48 X 6	30 X 025	470	21
CP1615AF	16 X 1,5	54 X 8	30 X 025	510	24
CP1815AF	18 X 1,5	43 X 11	30 X 025	700	27
CP2415AF	24 X 1,5	51 X 13	30 X 025	1000	36
CP0425AF	4 X 2,5	21 X 5,7	50 X 0,25	240	10
CP0825AF	8 X 2,5	33 X 6	50 X 0,25	420	20
CP1025AF	10 X 2,5	37,5 X 6	50 X 0,25	540	25
CP1225AF	12 X 2,5	50 X 7	50 X 0,25	640	30
CP1425AF	14 X 2,5	55 X 7	50 X 0,25	700	35
CP1625AF	16 X 2,5	41 X 13	50 X 0,25	1000	40
CP1825AF	18 X 2,5	50 X 13	50 X 0,25	1050	45
CP2425AF	24 X 2,5	54 X 13	50 X 0,25	1100	60
CP0404AF	4 X 4	21 X 7,5	56 X 030	33	16
CP0804AF	8 X 4	38 X 5	56 X 030	550	32
CP0406AF	4 X 6	24 X 8	84 X 030	440	24
CP0806AF	8 X 6	38,5 X 8	84 X 030	742	48
CP0410AF	4 X 10	35 X 11	7 X 12 X 040	800	40
CP0416AF	4 X 16	36,5 X 12	7 X 18 X 040	1200	64
CP04250AF	4 X 25	43 X 13	7 X 28 X 040	1700	100
CP0435AF	4 X 35	50 X 14	7 X 39 X 040	2050	140

2 ÇELİK HALATLI YUVARLAK KABLO/ ROUND ARMoured CABLES WITH 2 STEEL ROPLES

- In accordance with CEI 20-22
- S05VVD7-F
- Insulating degree 2/3
- Rating voltage 450/750 V
- Blue sheath
- Cores with consecutive numbering + yellow/green conductor.
- Breaking load 60 kg/mm²
- Steel rod section 2 mm²

- CEI 20-22'ye uygun
- S05VVD7-F
- Yalıtım derecesi 2/3
- Anma gerilimi
- Mavi kaplama
- Kablo damarları ardışık numaralı + sarı/yeşil iletken
- Kırılma yükü 60 kg/mm²
- Çelik halat kesiti

P/N	Ölçü Size In mm ²	Ebatlar Dimensions	Dış Ölçü Nom. Outer RODØ	Ağırlık Weight gr. mt	=mm ²
CT0815AUAF	8 X 1,5	30 X 025	11,6	225	12
CT1215AUAF	12 X 1,5	30 X 025	14,4	315	18
CT1615AUAF	16 X 1,5	30 X 025	16	415	24
CT1815AUAF	18 X 1,5	30 X 025	17	470	27
CT2415AUAF	24 X 1,5	30 X 025	21	620	36

Bu tip kablolar ağır ortamlar için (demir-çelik endüstrisi, rafineriler, elektrik santralleri gibi) geliştirilmiştir. These cables have been studied for heavy applications, and basically for overhung command and electromechanical gear in movement the two steel ropes are built in P.V.C. sheath (outer Ø cable + 12 mm).

www.dtm-enclosures.com



Elektrotechnik A.Ş.

Çatalmeşe Mah. Sultansuyu Cad. No:119
34794 Alemdar / İSTANBUL / TÜRKİYE
Tel: +90 216 429 5174 Fax: +90 216 429 4788
email: info@dtm-enclosures.com